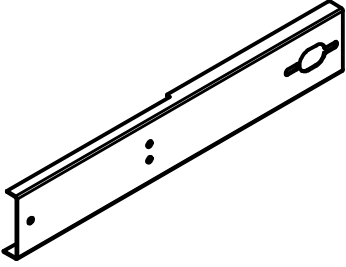
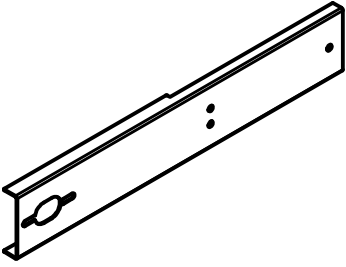
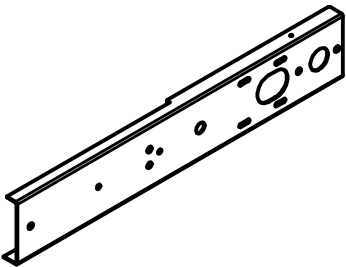
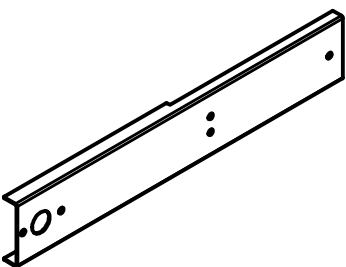
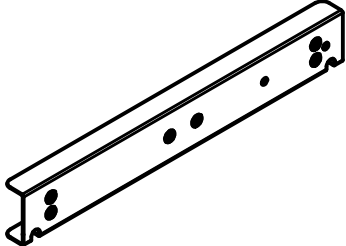
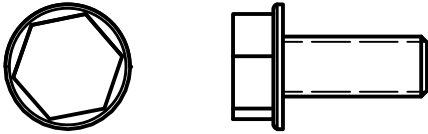
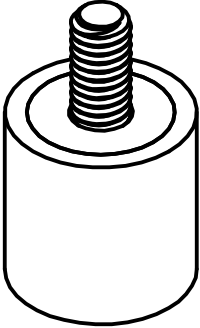
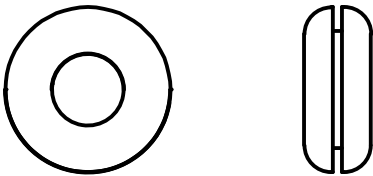
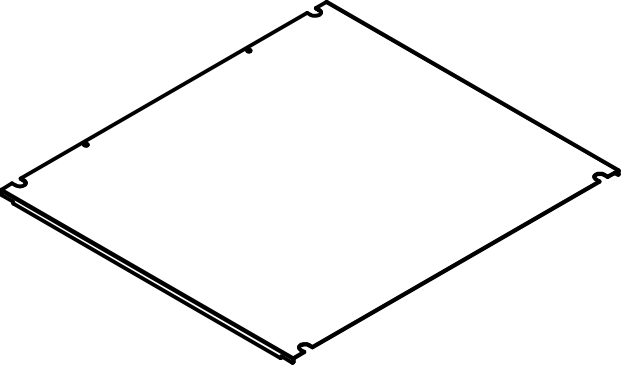
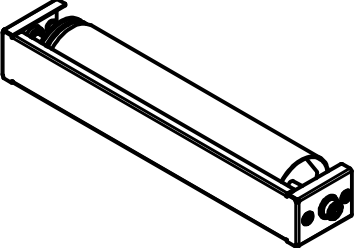


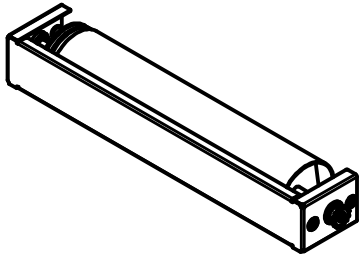

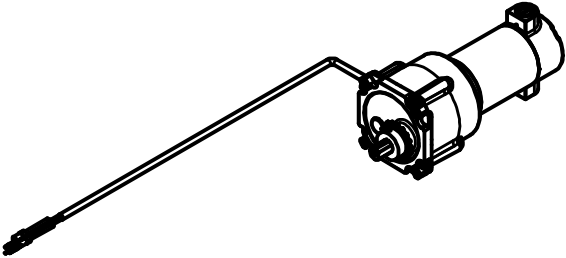

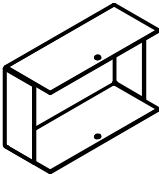

PARTS LIST

IMAGE	DESCRIPTION	QUANTITY	ITEM NUMBER
	MB21-002-L CONVEYOR RAIL - TAKEUP	1	1
	MB21-002-R CONVEYOR RAIL - TAKEUP	1	2
	MB21-003 CONVEYOR RAIL - MOTOR	1	3
	MB21-004 CONVEYOR RAIL - DRIVE	1	4
	MB21-005 SPLICE PLATE	2	5

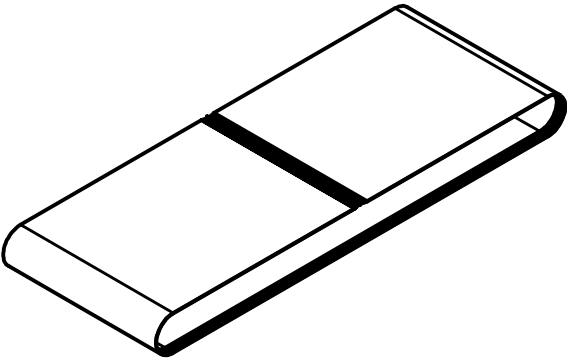

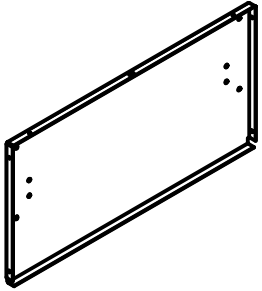
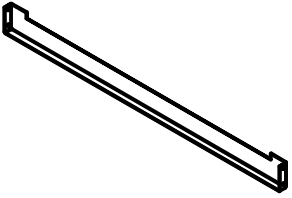
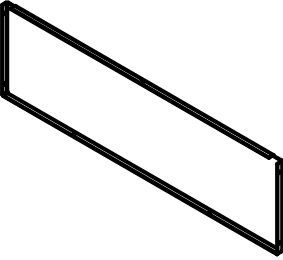
PARTS LIST

IMAGE	DESCRIPTION	QUANTITY	ITEM NUMBER
	<p>25-025 5/16-18 BOLT</p>	<p>20</p>	<p>6</p>
	<p>22-141 BUMPER/FOOT</p>	<p>4</p>	<p>7</p>
	<p>22-078 GROMMET (BLACK)</p>	<p>1</p>	<p>8</p>
	<p>MB21-006 FLOOR PAN</p>	<p>2</p>	<p>9</p>
	<p>MB21-022 TAKEUP ROLLER ASSEMBLY</p>	<p>1</p>	<p>10</p>

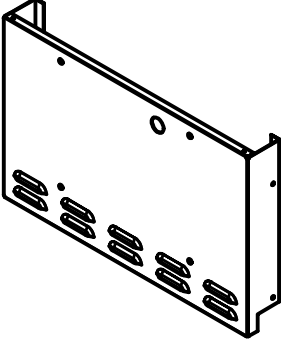
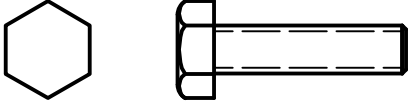


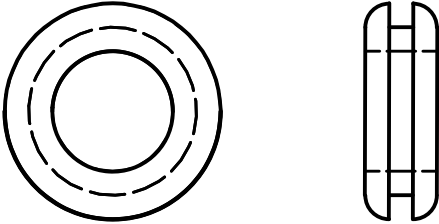
PARTS LIST

IMAGE	DESCRIPTION	QUANTITY	ITEM NUMBER
	<p>MB21-023 DRIVE ROLLER ASSEMBLY</p>	<p>1</p>	<p>11</p>
	<p>18-119 DRIVE CHAIN</p>	<p>1</p>	<p>12</p>
	<p>08-252-6 GEARMOTOR</p>	<p>1</p>	<p>13</p>
	<p>25-176 #10-32 x 1/2L SCREW</p>	<p>4</p>	<p>14</p>
	<p>AIR-229 CHAIN COVER</p>	<p>1</p>	<p>15</p>
	<p>25-176 #6-20 x 3/8L SCREW</p>	<p>44</p>	<p>16</p>

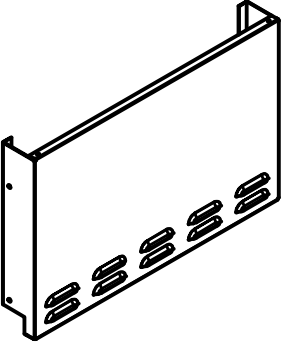
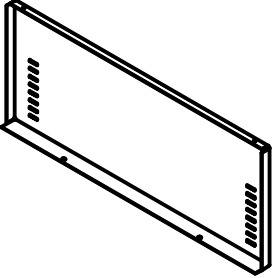
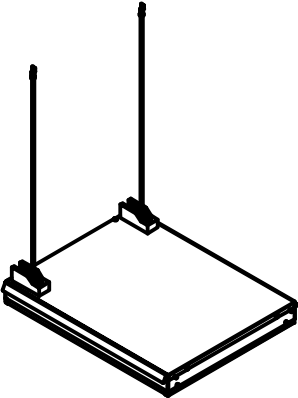
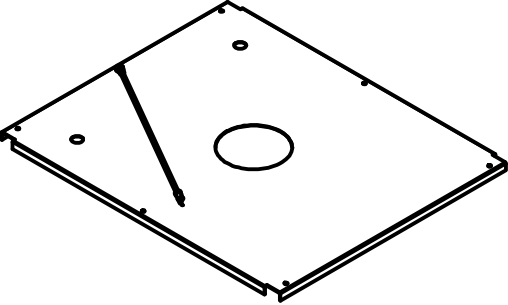
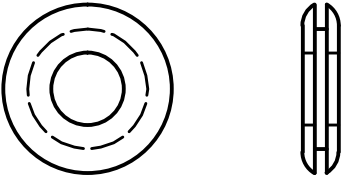
PARTS LIST

IMAGE	DESCRIPTION	QUANTITY	ITEM NUMBER
	1804-300 CONVEYOR BELT	1	17
	22-057 ROUTING CLIP	2	18
	MB21-014 INNER SIDE PANEL	2	19
	MB21-013 HEATER SUPPORT	2	20
	MB21-015 INNER ENTRY/EXIT	2	21



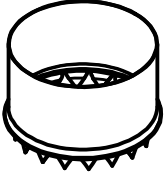
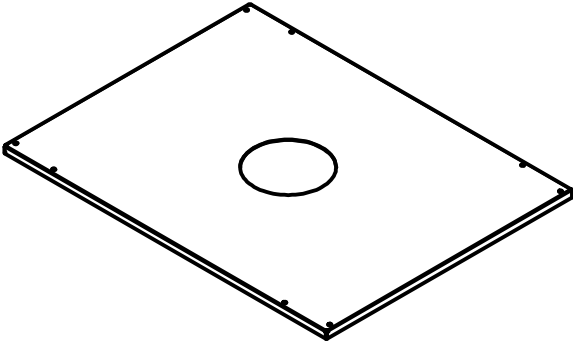
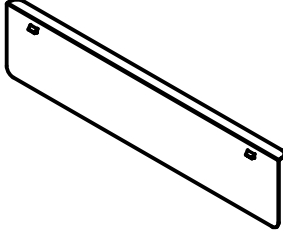
PARTS LIST

IMAGE	DESCRIPTION	QUANTITY	ITEM NUMBER
	MB21-018 OUTER SIDE PANEL - CP	1	22
	25-188 1/4-20 x 1.0L BOLT	4	23
	22-140 SPACER .26ID x .50OD	4	24
	24-004 1/4-20 HEX NUT	8	25
	52-331 GROMMET (BLACK)	1	26

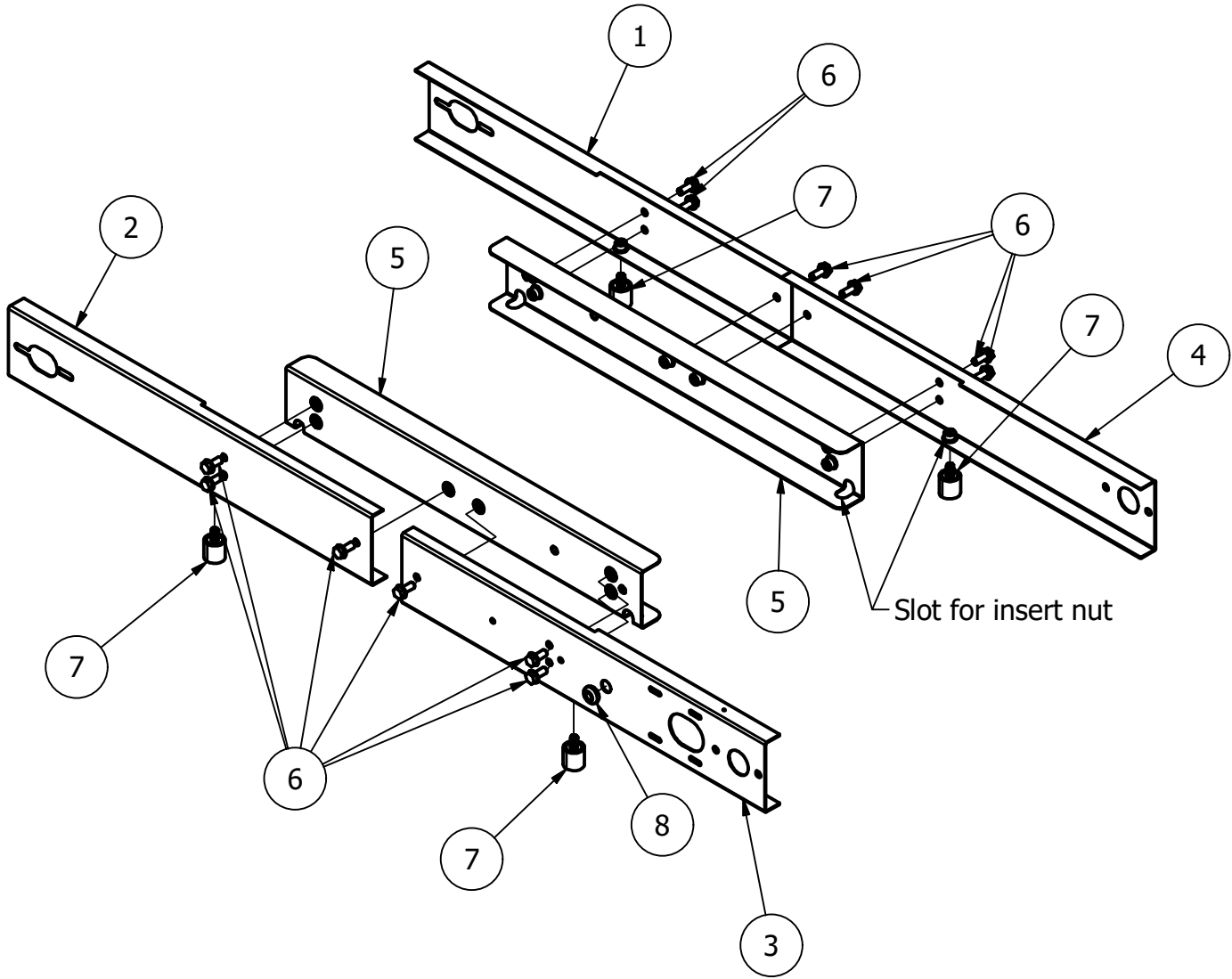
PARTS LIST

IMAGE	DESCRIPTION	QUANTITY	ITEM NUMBER
	<p>MB21-017 OUTER SIDE PANEL</p>	<p>1</p>	<p>27</p>
	<p>MB21-020 CHAMBER END CAP</p>	<p>2</p>	<p>28</p>
	<p>MB21-024 HEATER ASSEMBLY</p>	<p>1</p>	<p>29</p>
	<p>MB21-016 INNER CHAMBER COVER</p>	<p>1</p>	<p>30</p>
	<p>52-334 GROMMET (ORANGE)</p>	<p>2</p>	<p>31</p>

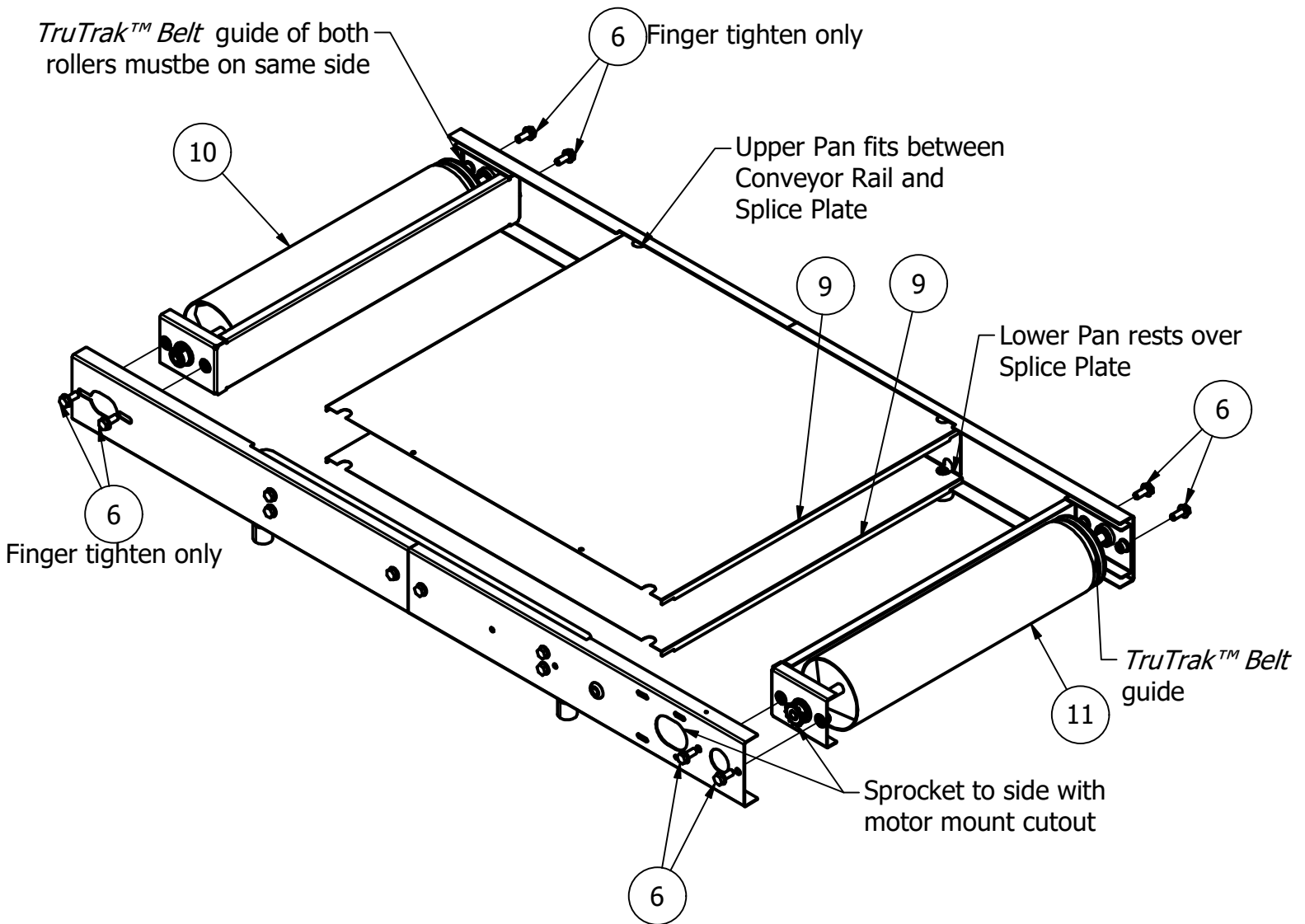
PARTS LIST

IMAGE	DESCRIPTION	QUANTITY	ITEM NUMBER
	<p>MB21-032 CONTROL PANEL</p>	<p>1</p>	<p>32</p>
	<p>23-005 5/16 LOCK-WASHER</p>	<p>1</p>	<p>34</p>
	<p>22-093 DUCT START COLLAR</p>	<p>1</p>	<p>35</p>
	<p>MB21-019 CHAMBER COVER</p>	<p>1</p>	<p>36</p>
	<p>MB21-021 CHAMBER CURTAIN</p>	<p>2</p>	<p>37</p>

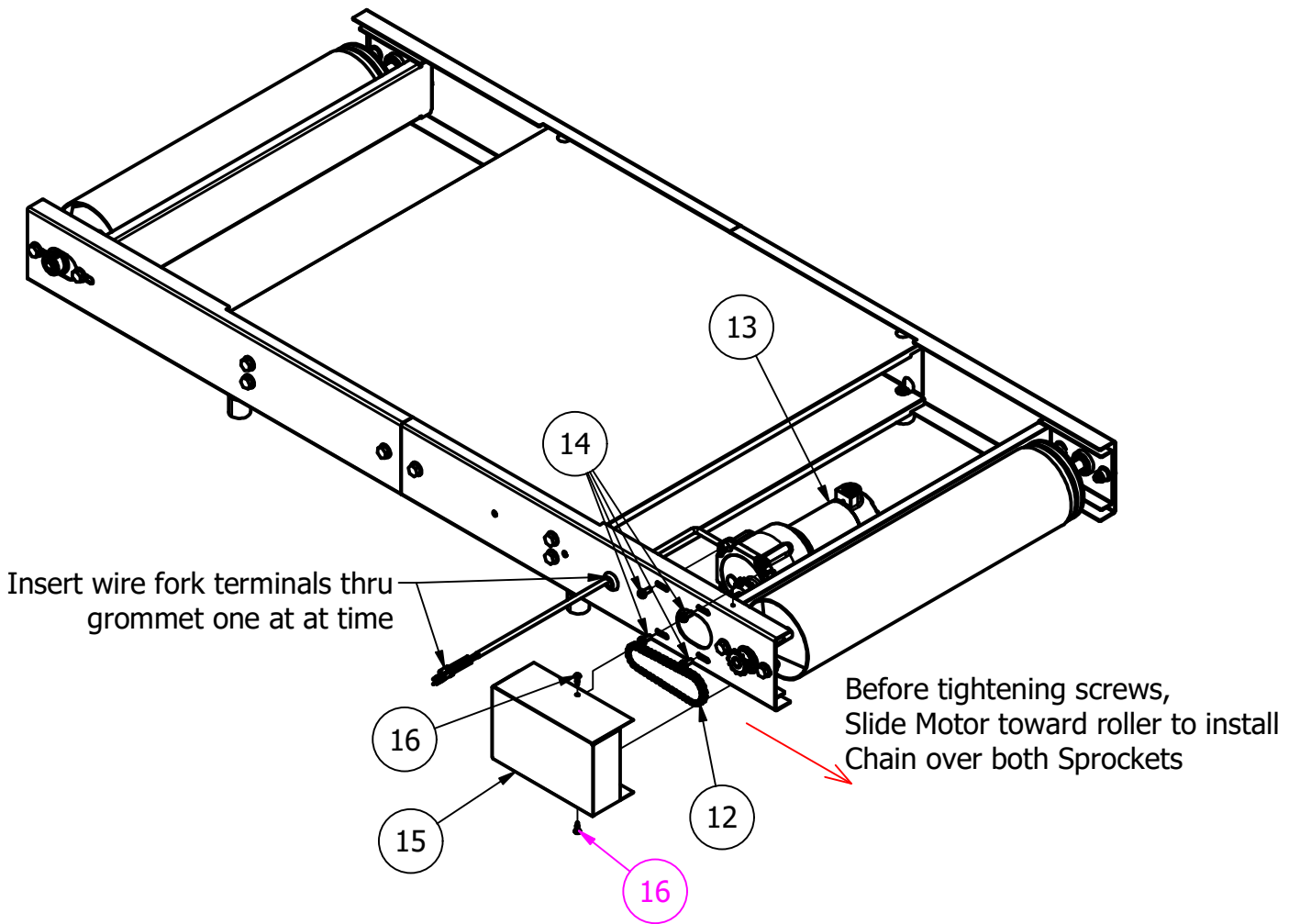
PARTS LIST		
ITEM	PART NUMBER	DESCRIPTION
1	MB21-002-L	Conveyor Side Rail - Left
2	MB21-002-R	Conveyor Side Rail
3	MB21-003	Conveyor Rail-Motor
4	MB21-004	Conveyor Side Rail
5	MB21-005	Splice Plate
6	25-025	BOLT 5/16-18 X3/4 SERRATED
7	22-141	Bumper-5/16-18, 1.0ODx1.0H
8	22-078	GROMMET



PARTS LIST		
ITEM	PART NUMBER	DESCRIPTION
6	25-025	BOLT 5/16-18 X3/4 SERRATED
9	MB21-006	Floor Pan
10	MB21-022	Takeup Roller Assy
11	MB21-023	Drive Roller Assy



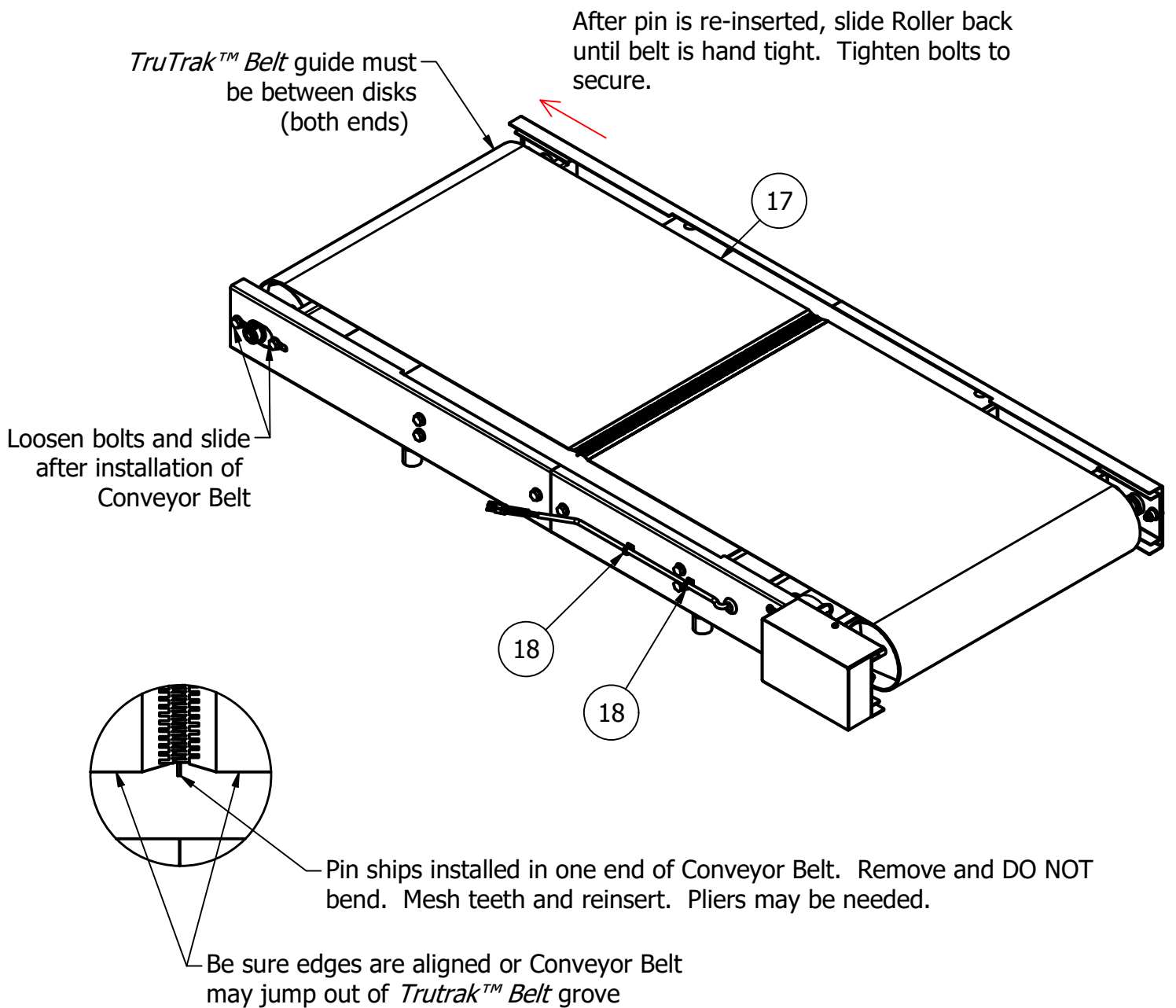
PARTS LIST		
ITEM	PART NUMBER	DESCRIPTION
12	18-119	#25 CHAIN 43 LINKS & MASTER
13	08-252-6	GEARMOTOR
14	25-176	SCREW-#10-32x1/2 PHMS W/WASHER
15	AIR-229	CHAIN COVER
16	25-001	SCREW #6 x 3/8 PHSMS BO



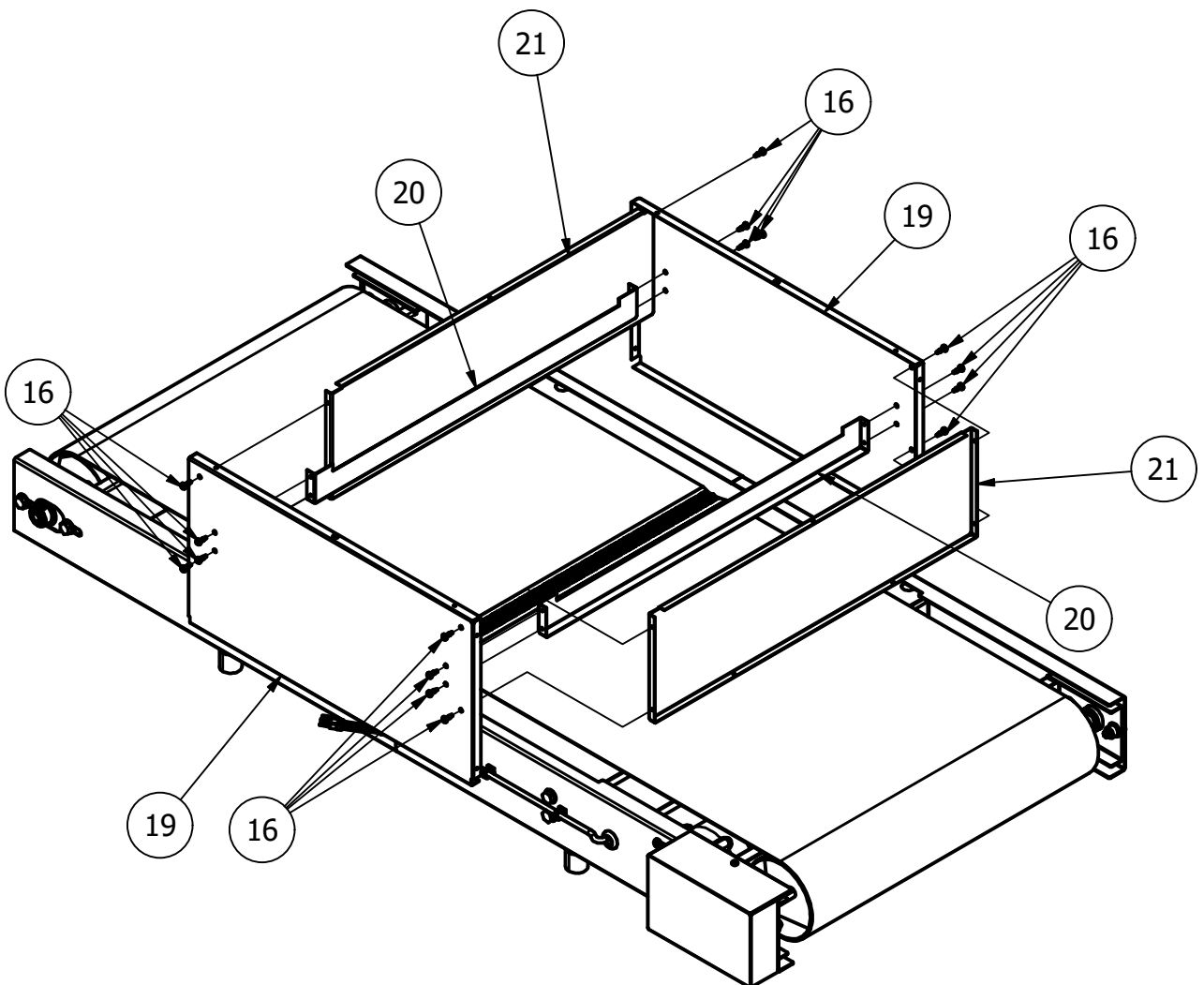
1/4
1/8 SLACK TOLERANCE

Once Chain is installed, Slide Motor away from Roller to remove slack
DO NOT remove all slack
Then tighten screws to secure Motor

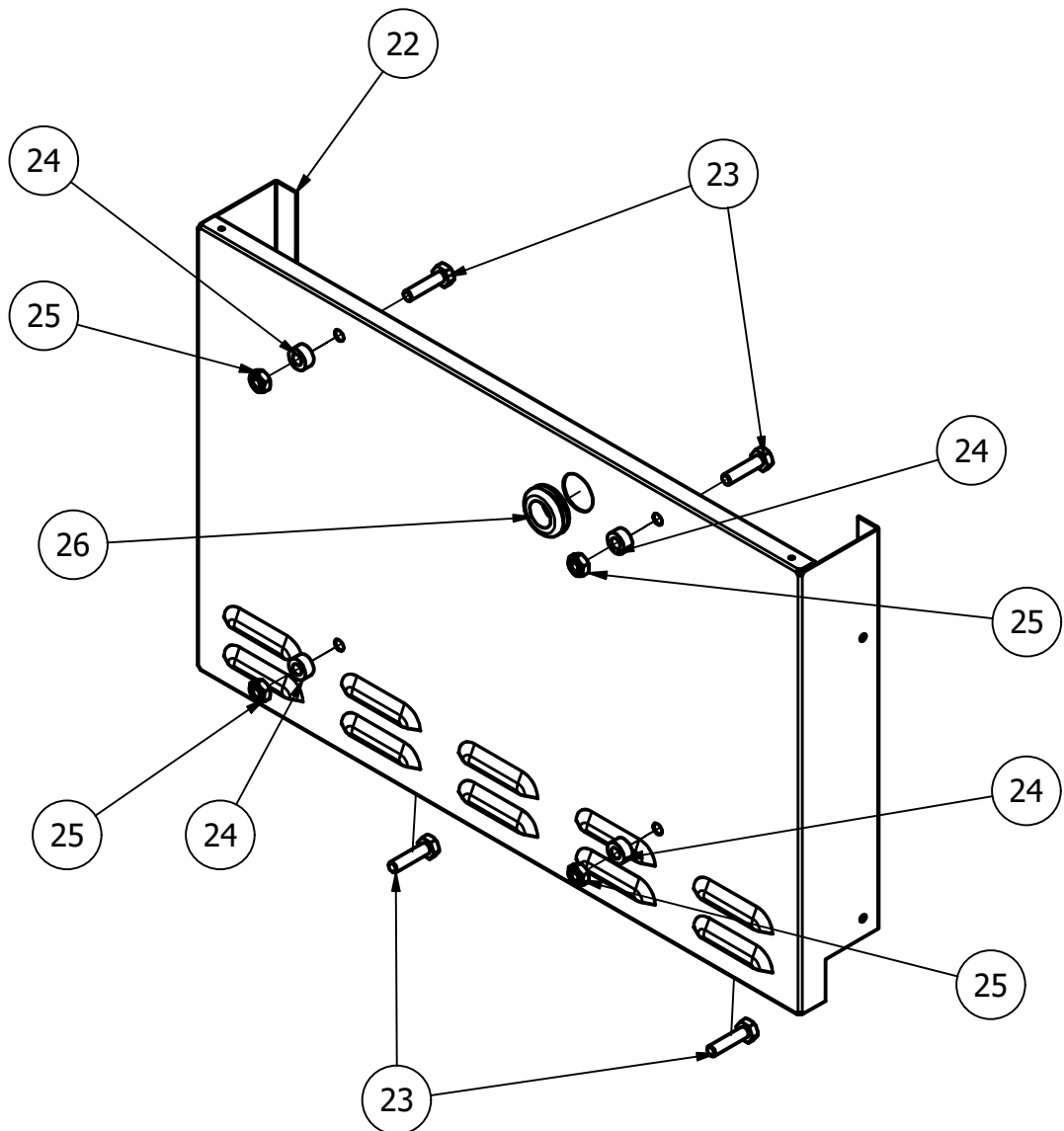
PARTS LIST		
ITEM	PART NUMBER	DESCRIPTION
17	1804-300	BELT 18" W x 100.875" L w/ guide
18	22-057	3/8 ROUTING CLIP CRX10560



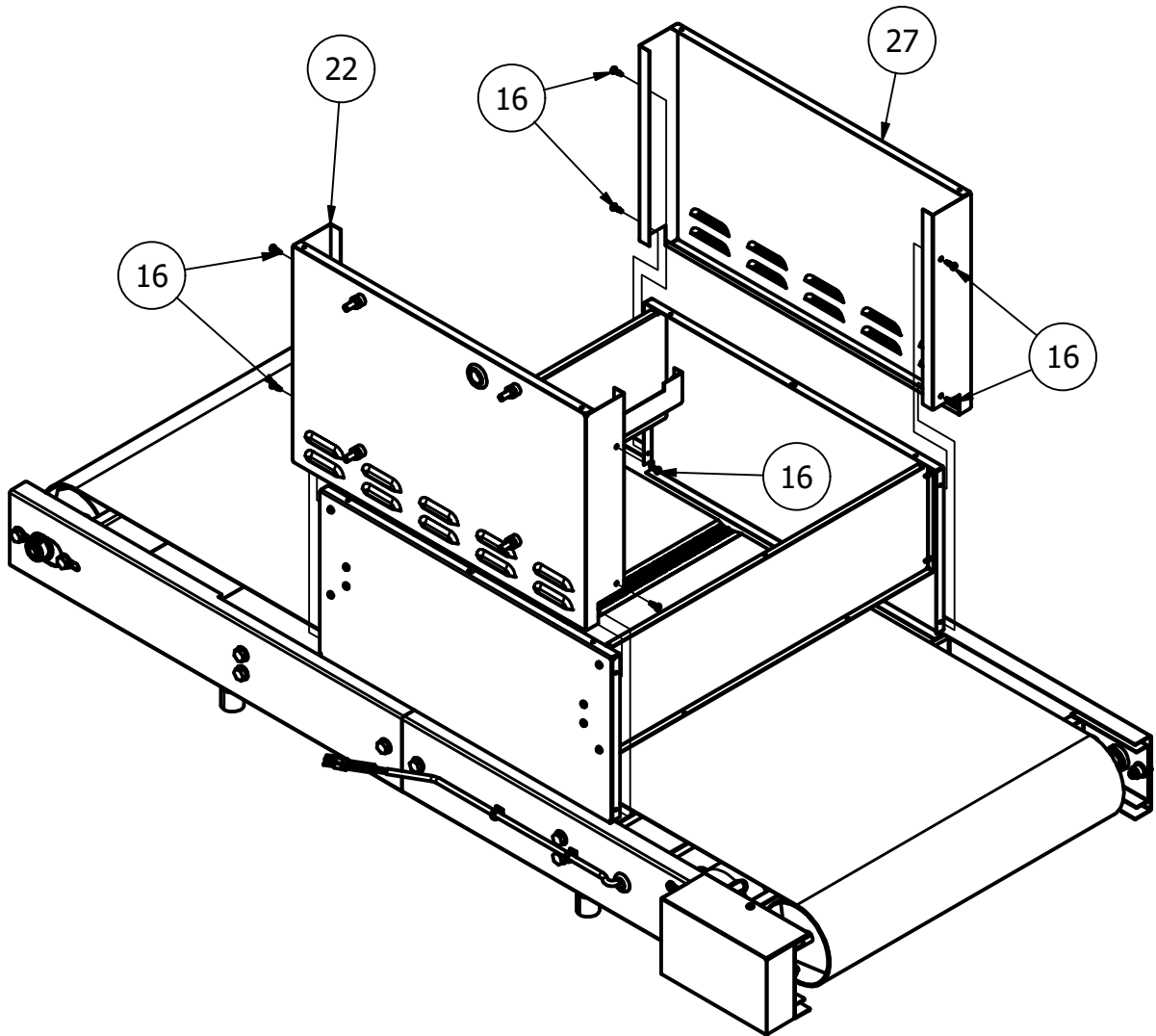
PARTS LIST		
ITEM	PART NUMBER	DESCRIPTION
16	25-001	SCREW #6 x 3/8 PHSMS BO
19	MB21-014	Inner Side Panel
20	MB21-013	Heater Support
21	MB21-015	Inside Entry/Exit



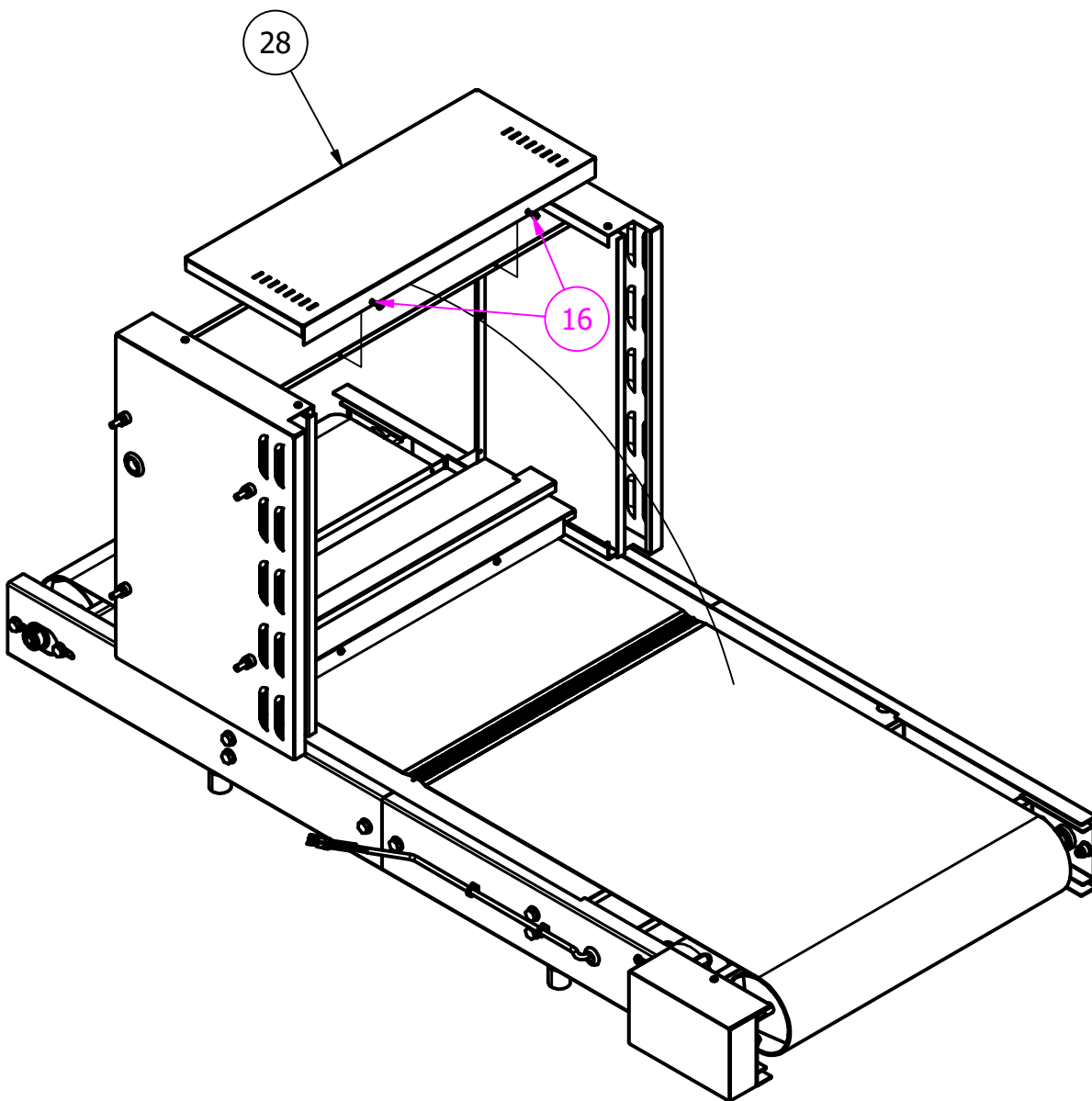
PARTS LIST		
ITEM	PART NUMBER	DESCRIPTION
22	MB21-018	Outer Side Panel-CP
23	25-188	HHCS 1/4-20x1L BLK
24	22-140	Spacer .26IDx.50D Nylon
25	24-004	HEX NUT 1/4-20 BO
26	52-331	GROMMET 5/8" ID



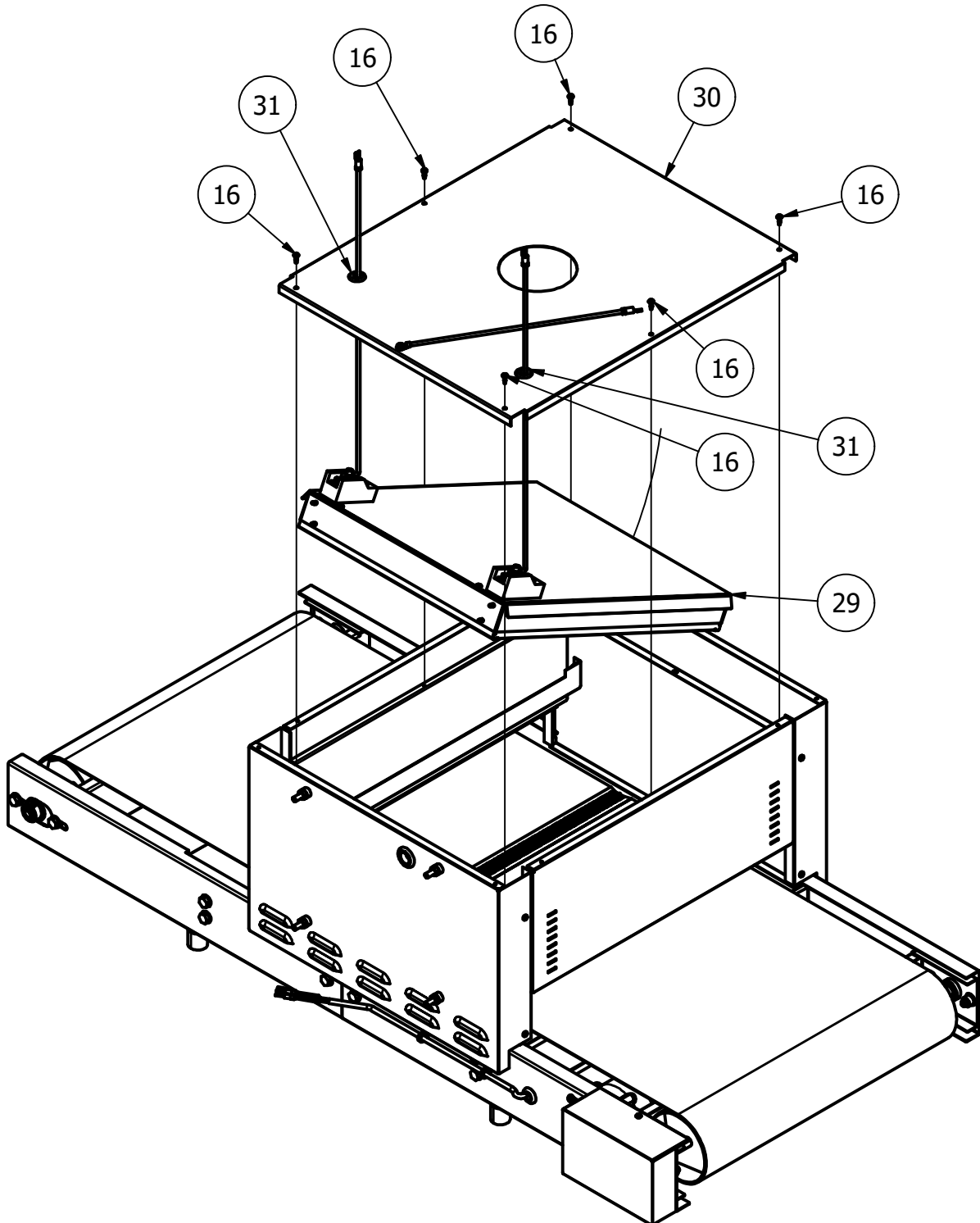
PARTS LIST		
ITEM	PART NUMBER	DESCRIPTION
16	25-001	SCREW #6 x 3/8 PHSMS BO
22	MB21-018	Outer Side Panel-CP
27	MB21-017	Outer Side Panel



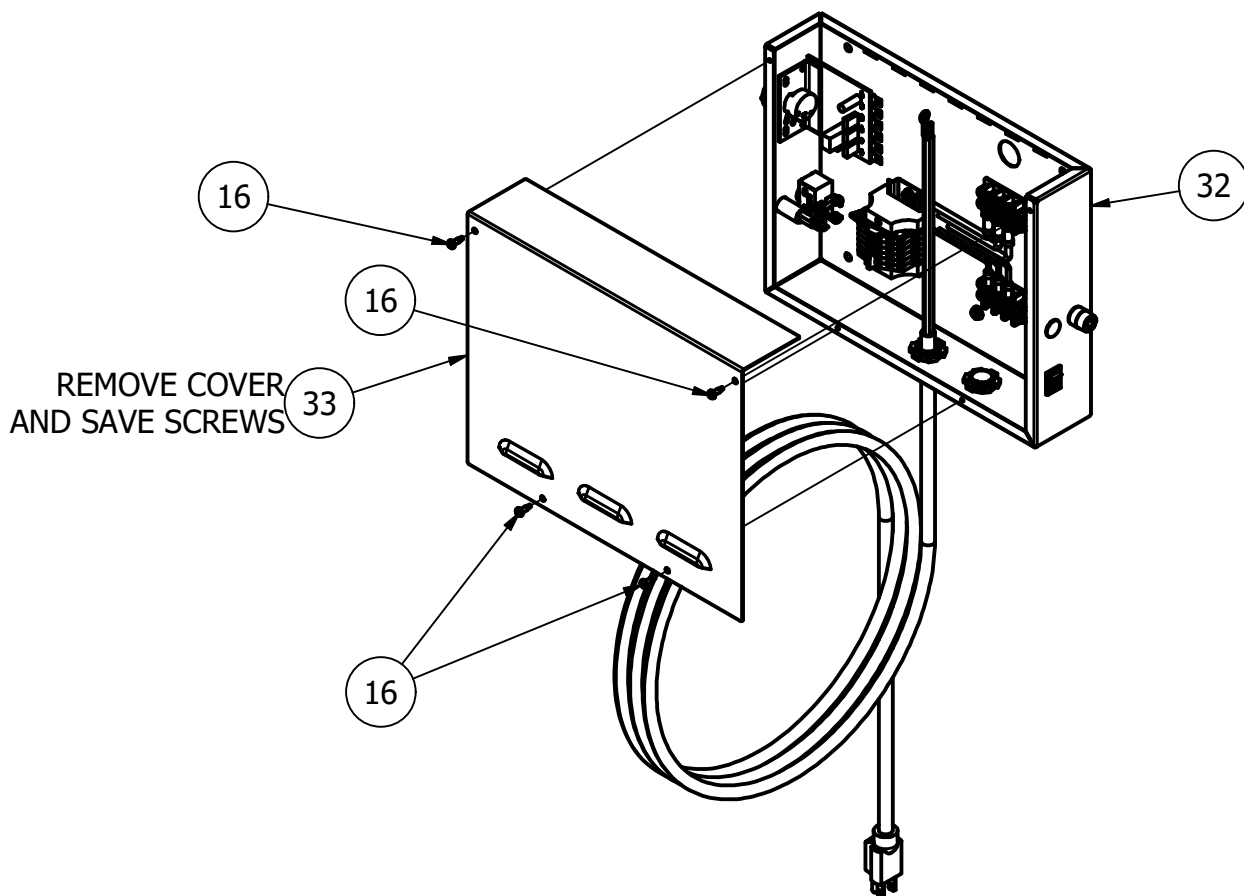
PARTS LIST		
ITEM	PART NUMBER	DESCRIPTION
16	25-001	SCREW #6 x 3/8 PHSMS BO
28	MB21-020	Chamber End Cap



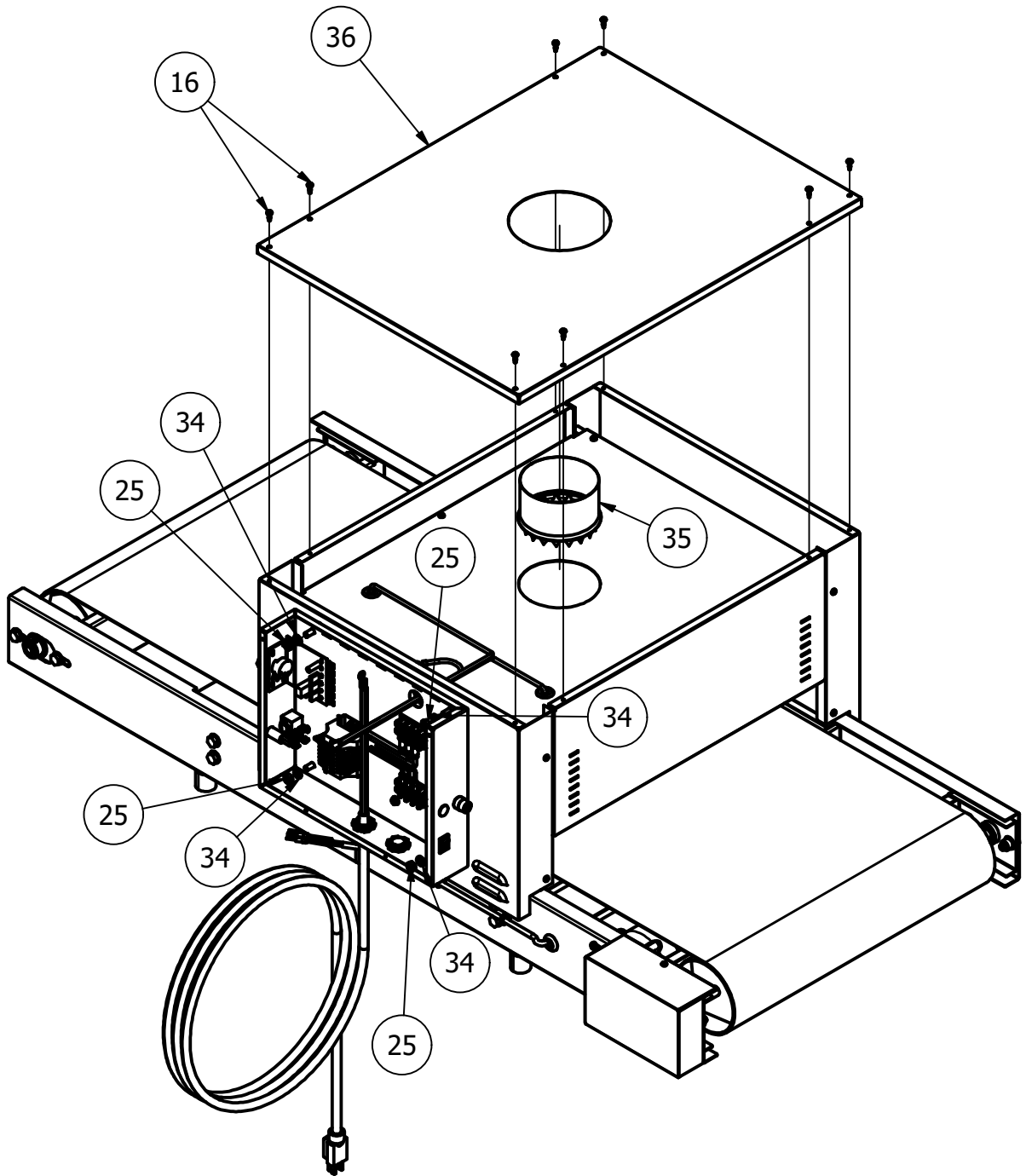
PARTS LIST		
ITEM	PART NUMBER	DESCRIPTION
16	25-001	SCREW #6 x 3/8 PHSMS BO
29	MB21-024	Heater Assy
30	MB21-016	Inner Chamber Cover
31	52-334	Grommet 3/8 ID, 5/8 Hole, Hi Temp



PARTS LIST		
ITEM	PART NUMBER	DESCRIPTION
16	25-001	SCREW #6 x 3/8 PHSMS BO
32	MB21-025	Control Panel Assy
33	MB21-008	Control Box Cover

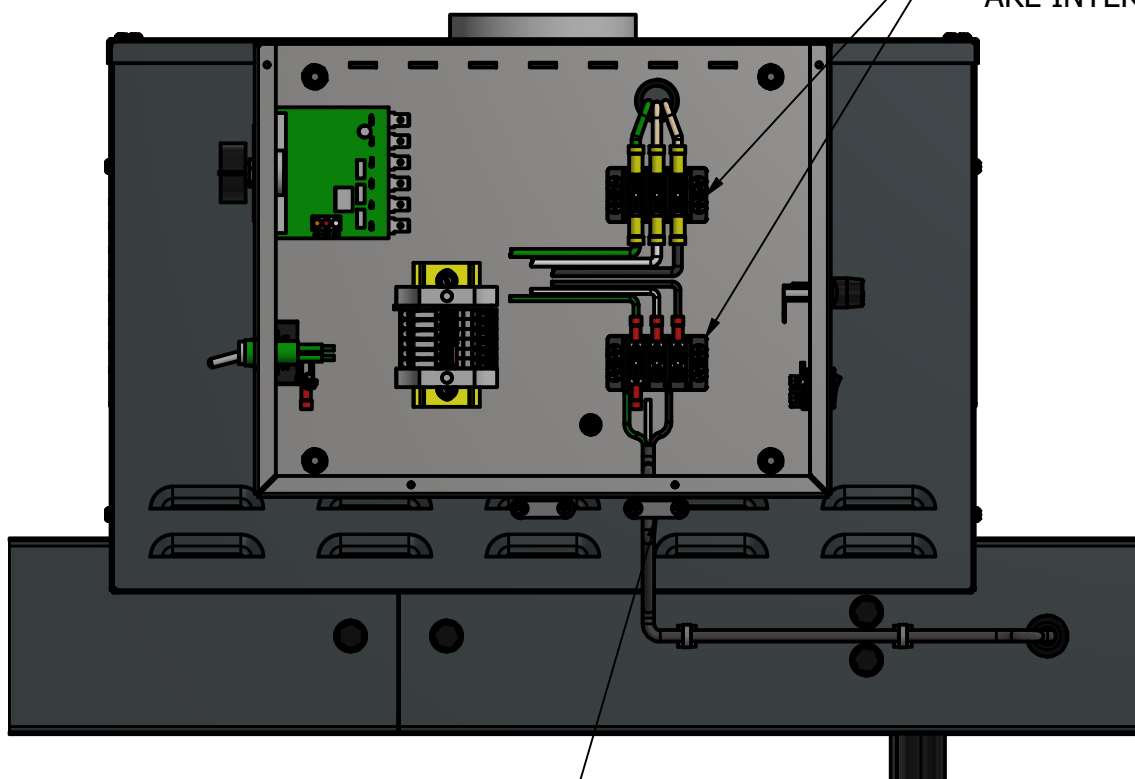


PARTS LIST		
ITEM	PART NUMBER	DESCRIPTION
16	25-001	SCREW #6 x 3/8 PHSMS BO
25	24-004	HEX NUT 1/4-20 BO
34	23-005	WASHER LOCK 1/4 SPLIT BO
35	22-093	4" START COLLAR
36	MB21-019	Chamber Cover



BE SURE THAT OVEN IS NOT CONNECTED TO POWER BEFORE MAKING CONNECTIONS

MATCH WIRE COLORS ACROSS
TERMINAL BLOCK. HEATER WIRES
ARE INTERCHANGEABLE



ROUTE MOTOR CORD THRU
CABLE CLAMP. TIGHTEN SCREWS
AFTER CONNECTIONS MADE.

PARTS LIST		
ITEM	PART NUMBER	DESCRIPTION
16	25-001	SCREW #6 x 3/8 PHSMS BO
33	MB21-008	Control Box Cover
37	MB21-021	Chamber Curtain

